

Time Lapse Network - Public stats

Oct 25, 2014 - Nov 25, 2014

All Sessions
100.00%

+ Add Segment

Pageviews

47,800
% of Total: 100.00% (47,800)



Visits

32,408
% of Total: 100.00% (32,408)



Unique Visitors

26,149
% of Total: 100.00% (26,149)



% new visits

75.01%
Site Avg: 75.01% (0.00%)



Avg Visit Duration

00:01:09
Site Avg: 00:01:09 (0.00%)



Bounce Rate

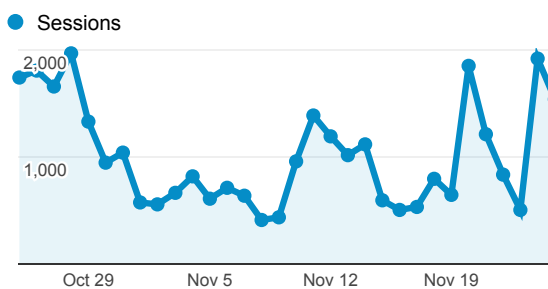
82.71%
Site Avg: 82.71% (0.00%)



Visits by referrer

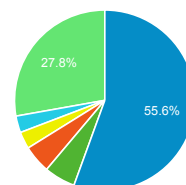
Full Referrer	Sessions
facebook.com/	7,369
m.facebook.com/	6,903
google	4,052
l.facebook.com/l.php	2,553
lm.facebook.com/lr.php	1,100
m.facebook.com/l.php	823
lm.facebook.com/l.php	709
reddit.com/	646

Sequenza temporale

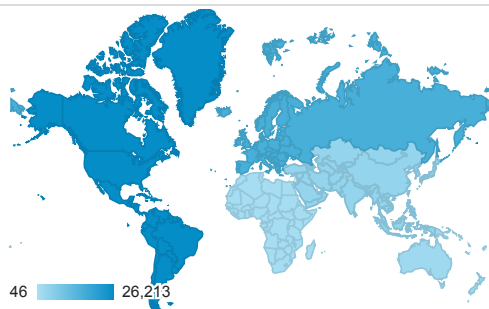


Visite per Paese

- United States
- Italy
- United Kingdom
- Canada
- Germany
- Other

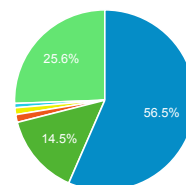


Visits World Distribution (Map)



Mobile

- Apple iPhone
- Apple iPad
- Samsung SM-G900V Galaxy S5
- Samsung SCH i545 Galaxy S4
- Samsung GT-I9505 Galaxy S IV
- Other



Visitors Top Countries

Country / Territory	Sessions	Bounce Rate
United States	18,003	87.06%
Italy	1,812	73.79%
United Kingdom	1,622	79.90%
Canada	991	79.72%
Germany	970	80.41%
Australia	882	80.50%
France	596	69.46%

